

Alouette

Debutant / *Primer Level*



Assez vite / Rather fast

Arr: Gilbert DeBenedetti

The first system of musical notation for 'Alouette'. It consists of a grand staff with a treble clef on the upper staff and a bass clef on the lower staff. The time signature is common time (C). The melody in the treble clef starts with a quarter note G4, followed by quarter notes A4, B4, and C5. The bass clef has a whole note G3. There are fingerings: '1' above the first note, '3' above the third note, and '1' above the fourth note. A line connects the fourth note in the treble clef to the G3 note in the bass clef. A '1' is written below the bass clef staff at the end of the system.

The second system of musical notation. It continues the melody from the first system. The treble clef has a quarter note G4, followed by quarter notes A4, B4, and C5. The bass clef has a whole note G3. There is a '1' above the first note.

Plus lentement / Slower

The third system of musical notation. The treble clef has a quarter note G4, followed by quarter notes A4, B4, and C5. The bass clef has a whole note G3. There are fingerings: '5' above the second note, '5' above the third note, and '1' below the first note of the bass clef. A fermata is placed over the final note of the treble clef.

Comme auparavant / As before

The fourth system of musical notation. It continues the melody from the third system. The treble clef has a quarter note G4, followed by quarter notes A4, B4, and C5. The bass clef has a whole note G3. A line connects the fourth note in the treble clef to the G3 note in the bass clef. The system ends with a double bar line.

Encore de la musique *GRATUITE*:
www.pitt.edu/~deben





Amazing Grace

Primer Level

Arr: Gilbert DeBenedetti

Slowly

1 3 3 1

A - maz - ing — grace, how sweet the sound, That

3 5 5 3 5

saved a — wretch like me! — I once was — lost but now — I'm

3 2 1

found, Was blind, but — now I see. —

l.h. moves down

4 3 4 5 4 5

More *FREE* music at:
www.pitt.edu/~deben





Theme from Beethoven's Fifth Symphony

Primer Level

Arr: Gilbert DeBenedetti

Allegro

The musical score is arranged in five systems, each with a treble and bass clef staff. The first system includes a common time signature 'C'. The piece concludes with a double bar line and repeat dots.



Bingo

Primer Level



Lively

Arr: Gilbert DeBenedetti

There was a farm-er had a dog, And Bin - go was his name - o,

B I N G O, B I N G O,

B I N G O, And Bin - go was his name - o.

More *FREE* music at:
www.gmajormusictheory.org





The Chimes

Primer Level

Arr: Gilbert DeBenedetti

3 1 2 2

Hear the bells ring, Hear how they chime,

1

3 2


What news they bring, They tell the time.

2 1

One, Two, Three.

1

More *FREE* Music:
www.pitt.edu/~deben



Clementine ...OR: Found a Peanut Primer Level



Tongue in cheek

Arr: Gilbert DeBenedetti

1 3 1 3

Oh, my OR:Found a darl - ing, pea - nut, Oh my Found a dar - ling, pea - nut, Oh my Found a

1 or 4

5 2

dar - ling, pea - nut Clem - en - tine, just — now, Thou art Just — lost and gone for - found a

3 1 3 2 stretch! 1 2 1

ev - er, pea - nut, dread - ful found a sor - ry, pea - nut Clem - en - tine. just — now.

More *FREE* music at:
www.pitt.edu/~deben





Les Cloches

Debutant

Lentement

Arr: Gilbert DeBenedetti

Musical notation for the first system of 'Les Cloches'. It consists of a grand staff with a treble clef and a bass clef. The time signature is common time (C). The melody in the treble clef starts with a quarter note G4, followed by a quarter note A4, and a quarter note B4. Above the first two notes are the numbers '2' and '3' respectively. The lyrics are 'Or - lé - ans, Beau - gen - cy, No - tre Da - me'. The bass clef has a whole note G3 in the first measure and a whole note A2 in the second measure.

toujours avec pedal! ²
(with pedal throughout!)

Musical notation for the second system of 'Les Cloches'. It consists of a grand staff with a treble clef and a bass clef. The time signature is common time (C). The melody in the treble clef starts with a quarter note C5, followed by a quarter note D5, and a quarter note E5. Above the first note is the number '2'. The lyrics are 'de Clé - ry, Ven - dô - me, Ven - dô - me.'. The bass clef has a whole note G3 in the first measure, a whole note A2 in the second measure, and a whole note B1 in the third measure. Below the bass clef, there are numbers '3' and '2' under the second and third measures respectively.

Encore de la musique *GRATUITE* à:
www.gmajormusictheory.org





I Have a Little Dreidle

Primer Level

Arr: Gilbert DeBenedetti

5 1 3 1 3 5 2

I have a lit - tle drei-dle, I made it out of clay, And

3 2

2 4 2 5 3

when it's dry and rea - dy, Oh drei - dle I shall play! Oh!

2 1 2 1 3

5 3 3 5 2 2

drei - dle, drei - dle, drei - dle, I made it out of clay, And

5 3 2

4 2 2 5

when it's dry and rea - dy, oh drei - dle I shall play!

1 1 3

More *FREE* music at
www.pitt.edu/~deben





The First Noel

Primer Level

Traditional
Arr: Gilbert DeBenedetti

Moderately

2

The first Noel they the an-gels did
In fields where they lay keep-ing their

2

2 5 2

say, was to cert-ain poor shep-herds in fields where they lay,
sheep, On a cold win-ter's night that was so deep.

2 5

No-el, No-el, No-el, No-el,

2 4

5 5 2

Born is the King of Is-ra-el!

More *FREE* music at:
www.pitt.edu/~deben



Frère Jacques

Are you sleeping?

Primer Level



Arr: Gilbert DeBenedetti

1	3	5
Frè - re Jac - ques, <i>Are you sleep - ing,</i>	Frè - re Jac - ques, <i>Are you sleep - ing,</i>	Dor - mez - vous? <i>Bro - ther John?</i>

shift up!

4	2 1	4	2 1
Son - nent les ma - ti - nes, <i>Morn - ing bells are ring - ing,</i>	Son - nent les ma - ti - nes, <i>Morn - ing bells are ring - ing,</i>	Din, don, don. <i>Ding, dong, dong.</i>	Din, don, don. <i>Ding, dong, dong.</i>

More *FREE* music at:
www.pitt.edu/~deben



Jesu, Joy of Man's Desiring

Primer Level

J.S. Bach

Arr: Gilbert DeBenedetti

Gently flowing

Musical notation for measures 1-6. Treble clef, key signature of one sharp (F#), 3/4 time signature. The piece begins with a piano (*p*) dynamic. Fingerings are indicated above the notes: 2, 3, 5, 2. The bass clef part starts with a 4-measure rest, then plays a simple bass line with fingerings 2 and 4.

Musical notation for measures 7-12. Treble clef part continues with a simple melody. Bass clef part continues with a simple bass line. Fingerings are indicated below the notes: 2, 2, 4, 5, 4.

Musical notation for measures 13-18. Treble clef part continues with a simple melody. Bass clef part continues with a simple bass line. Fingerings are indicated above the notes: 2, 5, 2, 3, 2. Annotations include "l.h. moves down" and "r.h. moves down" in measures 15 and 16, and "l.h. moves down again" in measure 18.

Musical notation for measures 19-24. Treble clef part continues with a simple melody. Bass clef part continues with a simple bass line. Fingerings are indicated above the notes: 1, 1, 2, 5, 2, 1. The piece ends with a double bar line.

More *FREE* music at:
www.gmajormusictheory.org





Jingle Bells

Primer Level

J. Pierpont

Arr: Gilbert DeBenedetti

With good cheer

Musical notation for the first system of 'Jingle Bells'. It consists of a grand staff with a treble clef and a bass clef, both in 4/4 time. The melody is in the treble clef, and the bass clef provides a simple accompaniment. The lyrics are: 'Jin - gle, bells, Jin - gle, bells, Jin - gle all the way,'. Fingerings are indicated by numbers 1-5.

Musical notation for the second system of 'Jingle Bells'. It consists of a grand staff with a treble clef and a bass clef, both in 4/4 time. The melody is in the treble clef, and the bass clef provides a simple accompaniment. The lyrics are: 'Oh, what fun it is to ride a one horse o - pen sleigh.' followed by a long dash. Fingerings are indicated by numbers 1-5.

Musical notation for the third system of 'Jingle Bells'. It consists of a grand staff with a treble clef and a bass clef, both in 4/4 time. The melody is in the treble clef, and the bass clef provides a simple accompaniment. The lyrics are: 'Jin - gle, bells, Jin - gle, bells, Jin - gle all the way,'. Fingerings are indicated by numbers 1-5.

Musical notation for the fourth system of 'Jingle Bells'. It consists of a grand staff with a treble clef and a bass clef, both in 4/4 time. The melody is in the treble clef, and the bass clef provides a simple accompaniment. The lyrics are: 'Oh, what fun it is to ride a one horse o - pen sleigh.' followed by a long dash. Fingerings are indicated by numbers 1-5. The system ends with a double bar line.

More freemusic: www.pitt.edu/~deben



London Bridge

Primer Level



Arr: Gilbert DeBenedetti

2

Lon - don Bridge is fall - ing down, Fall - ing down, Fall - ing down,

2 3 2

Detailed description: This system of music is for the first part of the song. It consists of two staves: a treble clef staff and a bass clef staff. The treble staff has a '2' above the first measure. The lyrics are 'Lon - don Bridge is fall - ing down, Fall - ing down, Fall - ing down,'. The bass staff has notes corresponding to the lyrics, with '2', '3', and '2' written below the first three measures respectively.

2

Lon - don Bridge is fall - ing down, My fair la - dy.

2 3 2 4


Detailed description: This system of music is for the second part of the song. It consists of two staves: a treble clef staff and a bass clef staff. The treble staff has a '2' above the first measure. The lyrics are 'Lon - don Bridge is fall - ing down, My fair la - dy.'. The bass staff has notes corresponding to the lyrics, with '2', '3', '2', and '4' written below the first four measures respectively.

More *FREE* music at:
www.pitt.edu/~deben



Away in a Manger

Primer Level



Like a lullaby

Arr: Gilbert DeBenedetti

4

A way in a man-ger, No crib for a bed, The lit - tle Lord

2

Detailed description: This is the first system of musical notation for the song. It consists of a grand staff with a treble clef on the top line and a bass clef on the bottom line. The time signature is 3/4. The melody is written in the treble clef, and the bass line is in the bass clef. The lyrics are written below the notes. There are fingerings '4' and '2' indicated above and below the notes respectively.

2

Je - sus lay down his sweet head. The stars in the sky — looked

5 3

Detailed description: This is the second system of musical notation. It continues the melody from the first system. The lyrics are 'Je - sus lay down his sweet head. The stars in the sky — looked'. There are fingerings '5' and '3' indicated below the notes in the bass line.

3

down where he lay, The lit - tle Lord Je - sus, a - sleep in the hay.

4

Detailed description: This is the third and final system of musical notation. It concludes the piece. The lyrics are 'down where he lay, The lit - tle Lord Je - sus, a - sleep in the hay.'. There is a finality symbol at the end of the piece. A fingering '4' is indicated below the final note in the bass line.

More *FREE* music at:
www.gmajormusictheory.org





Ode to Joy

Primer Level

Beethoven
arr: Gilbert DeBenedetti

C position

Musical notation for the first system of 'Ode to Joy'. It consists of a grand staff with a treble clef and a bass clef. The time signature is common time (C). The melody in the treble clef starts on middle C and moves up stepwise. The bass clef has a single note, C2, in the first measure. Fingering numbers are: Treble (3, 1, 3, 2), Bass (5, 5, 1).

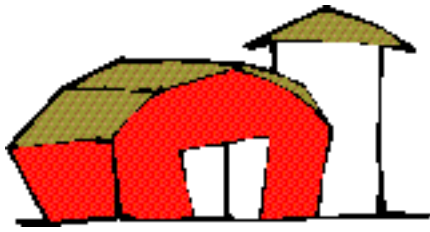
Musical notation for the second system of 'Ode to Joy'. It consists of a grand staff with a treble clef and a bass clef. The melody in the treble clef continues. The bass clef has a single note, C2, in the second measure. Fingering numbers are: Treble (3, 1, 2), Bass (5, 5, 5).

Musical notation for the third system of 'Ode to Joy'. It consists of a grand staff with a treble clef and a bass clef. The melody in the treble clef includes a triplet of eighth notes. The bass clef has a single note, C2, in the first measure, and a sharp sign (#) above the note in the fourth measure. Fingering numbers are: Treble (2, 1, 2, 3, 4, 3, 2, 2), Bass (1, 1, 1, 1).

Musical notation for the fourth system of 'Ode to Joy'. It consists of a grand staff with a treble clef and a bass clef. The melody in the treble clef continues. The bass clef has a single note, C2, in the first measure. Fingering numbers are: Treble (3, 2), Bass (5, 5, 1).

More free music: www.pitt.edu/~deben





Old MacDonald Had a Farm

Primer Level

Thumbs share C

Arr: Gilbert DeBenedetti

1 Old Mac-Don - ald had a farm, 3 E I E I O, And 4

on that farm he had a cow, 3 E I E I O. 4

Moo moo here, moo moo there, ev' - ry where a moo moo,

Old Mac - Don - ald had a farm, 3 E I E I O. 4

More free music: www.pitt.edu/~deben



The Persian Market Monkey

Primer Level



Mysteriously

Gilbert DeBenedetti

1 5 2 5 3

p Per - sian mar - ket mon - key likes to hide be - hind the walls,

l.h.

2

No one knows where he will be in Per - sian mar - ket stalls.

l.h.

2

5 5

We can buy the mon - key with some trin - kets in these halls,

1 1

4

Take him on our ca - ra - van, the de - sert sweet - ly calls. -

l.h.

2 2

More *FREE* music at:
www.pitt.edu/~deben





Row, Row, Row your Boat

Primer Level

Arr: Gilbert DeBenedetti

Musical notation for the first system, including lyrics: Row, row, row your boat,

Musical notation for the second system, including lyrics: Gently down the stream,

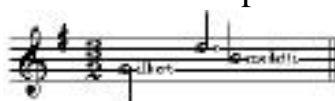
left hand over right

right hand

Musical notation for the third system, including lyrics: Merrily, merrily, merrily, merrily,

Musical notation for the fourth system, including lyrics: Life is but a dream.

More free music: www.pitt.edu/~deben





Oh, When the Saints

Primer Level

Arr: Gilbert DeBenedetti

Lively

Oh, when the saints,
Go march-ing in,

Oh, when the saints go
march - ing in,

Lord I want to be in that num-ber,

When the saints go march - ing in.

More free music: www.pitt.edu/~deben





Surprise!

From Haydn's "Surprise" Symphony, Movement 2
Primer Level

Franz Joseph Haydn
Arr: Gilbert DeBenedetti


Walking speed

The first system of music is in common time (C) and consists of two staves. The treble clef staff contains a sequence of notes: C4 (quarter), D4 (quarter), E4 (quarter), F4 (quarter), G4 (quarter), A4 (quarter), B4 (quarter), C5 (quarter), D5 (quarter), E5 (quarter), F5 (quarter), G5 (quarter), A5 (quarter), B5 (quarter), C6 (quarter). The bass clef staff contains notes: C3 (quarter), D3 (quarter), E3 (quarter), F3 (quarter), G3 (quarter), A3 (quarter), B3 (quarter), C4 (quarter), D4 (quarter), E4 (quarter), F4 (quarter), G4 (quarter), A4 (quarter), B4 (quarter), C5 (quarter). Fingerings are indicated above the treble staff: 1, 3, 5, 4, 2. Dynamics include *p* in the treble and *2*, *4* in the bass.

The second system of music continues the piece. The treble staff has notes: C5 (quarter), D5 (quarter), E5 (quarter), F5 (quarter), G5 (quarter), A5 (quarter), B5 (quarter), C6 (quarter), D6 (quarter), E6 (quarter), F6 (quarter), G6 (quarter), A6 (quarter), B6 (quarter), C7 (quarter). The bass staff has notes: C3 (quarter), D3 (quarter), E3 (quarter), F3 (quarter), G3 (quarter), A3 (quarter), B3 (quarter), C4 (quarter), D4 (quarter), E4 (quarter), F4 (quarter), G4 (quarter), A4 (quarter), B4 (quarter), C5 (quarter). Fingerings are indicated above the treble staff: 2, 3, 1. Dynamics include *pp* in the treble, *fff* in the bass, and *8vb* for the lowest C on piano. The piece ends with a double bar line.

More *FREE* music at:
www.gmajormusictheory.org





Twinkle, Twinkle Little Star

Arr: Gilbert DeBenedetti

Thumbs share C. Play one octave higher throughout

2 2

Twin-kle, twin - kle lit - tle star, How I won-der what you are,

4 1 4

2 2

Up a - bove the world so high, Like a dia - mond in the sky,

2 2


2

Twin - kle, twin - kle lit - tle star, How I won - der at you are.

4

More FREE music at: www.pitt.edu/~deben





We Gather Together

Primer Level

Arr: Gilbert DeBenedetti

Thankfully

1

We ga - ther to ge - ther to ask - the Lord's bless - ing, He

1

chast - ens and hast - ens his will to make known, The

4 1 1 2

wick - ed op - press - ing cease them from dis - tress - ing, Sing

1 2

prais - es to his name, he for - gets not his own.

2 2 3 2 4 5 5

More *FREE* music at:
www.pitt.edu/~deben





We Wish You a Merry Christmas Primer Level



Brightly

Arr: Gilbert DeBenedetti

1

We wish you a mer - ry Christ - mas, We

4 3

2 3

wish you a mer - ry Christ - mas, We wish you a mer - ry

2 4

2

Christ - mas and a hap - py New Year.

1 3 4 3 2

More *FREE* music at:
www.pitt.edu/~deben



